

How a North Georgia Camellia Society Show Works

It Looks Like Chaos but it's Organized Chaos

A Brief Explanation

January, 2025

North Georgia Camellia Society



Day Before the Show

- Set up Day Hall at the Atlanta Botanical Garden for the event.
 - Show Tables
 - Bloom Intake Tables
 - Contention Tables
 - Awards Table
 - Plant Sales
 - Membership

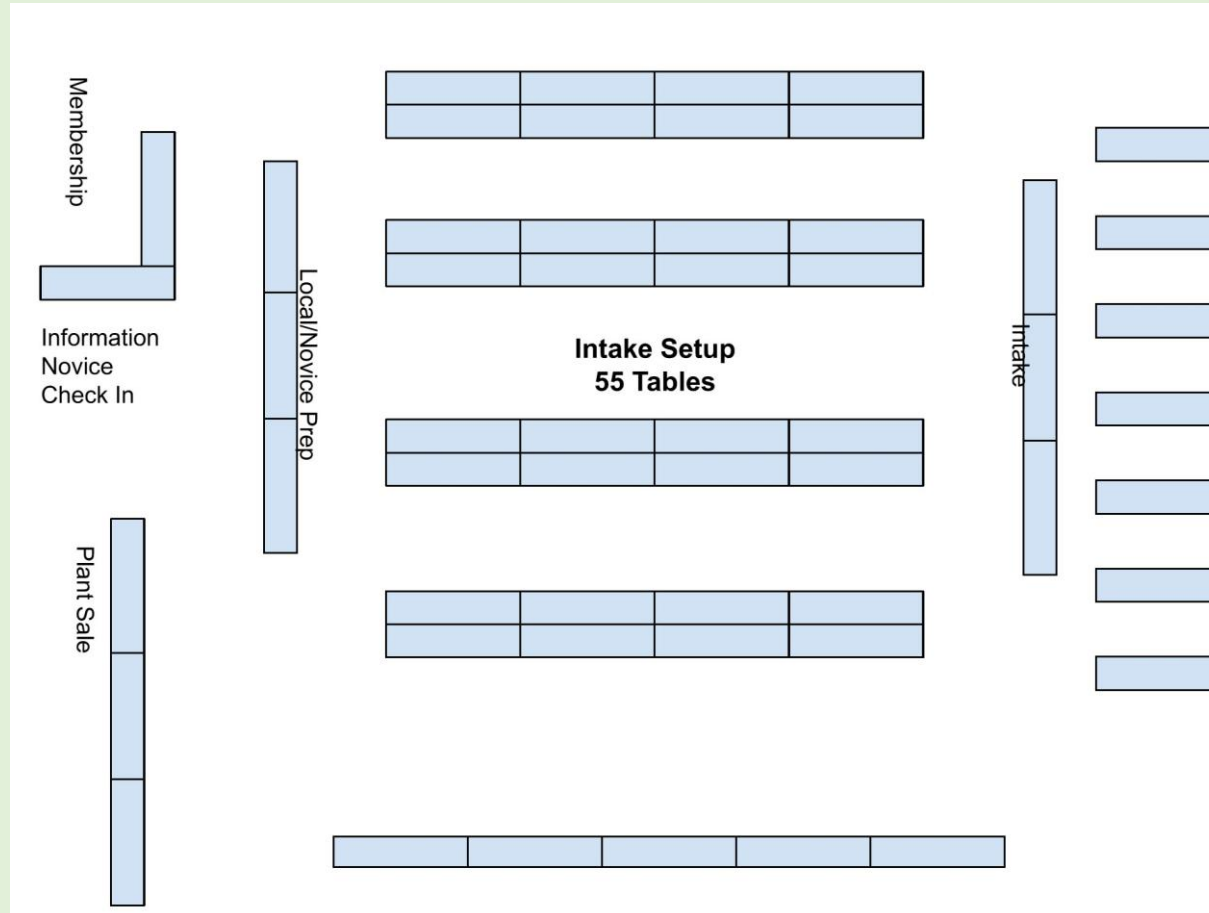
This setup typically involves 5 to 6 volunteers working for about 2 hours starting at 10:00 AM.

ABG supplies us with tables that we position and cover with plastic sheeting. We also prepare bloom intake tables with cups, water, entry cards, and trays for transporting blooms.





Day Hall Setup for Bloom Intake





Day of the Show

7:30 AM to 10:30 AM

Bloom Intake

Unloading

- Exhibitors with large numbers of blooms are allowed to temporarily park behind Day Hall to unload.
- We assign 3 to 4 people to help transport their containers of blooms using carts. Once unloaded, exhibitors park in the Garden's public parking lot.
- Exhibitors with fewer blooms usually hand-carry them from the parking lot.

Note: Admission to ABG is free for volunteers and exhibitors.



Day of the Show 7:30 AM to 10:30 AM Bloom Prep

1. Assistance for Exhibitors:

- **Experienced Exhibitors:**

- These exhibitors are familiar with preparing their blooms for entry. We provide 2 to 3 volunteers to ensure water jugs are full, plenty of paper towel, and show entry cards.

- **Novices/Local Exhibitors:**

- Volunteers (4 to 6 people) assist with bloom identification and proper display preparation. Blooms with 1 or 2 leaves are placed in appropriately sized water cups for display.





Day of the Show 7:30 AM to 10:30 AM Bloom Prep

Experienced Exhibitors use colored ACS Entry Cards,



while Novices/Locals use Tan
Cards with Green
Stickers provided by NGCS.

AMERICAN CAMELLIA SOCIETY
CO-OPERATION WITH LIFE

VARIETY _____

ACCORDING TO S.C.C.S. NOMENCLATURE
CIRCLE SIZE MIN. - S - M - ML - L - VL
CHEMICALLY TREATED YES NO
DIVISION _____ CLASS NO. _____

1st AWARD 2nd AWARD 3rd AWARD SPECIAL AWARD



Day of the Show 7:30 AM to 10:30 AM Bloom Prep

All Entry Cards Must Be Complete

AMERICAN CAMELLIA SOCIETY
INCORPORATED OPERATION WITH THE
CAMELLIA 1934

VARIETY _____

ACCORDING TO S.C.C.S. NOMENCLATURE
CIRCLE
SIZE MIN. - S - M - ML - L - VL
CHEMICALLY TREATED YES NO
DIVISION _____ CLASS NO. _____

EXHIBITOR'S NO. _____
NAME _____
ADDRESS _____

1st o AWARD	2st o AWARD	3rd o AWARD	SPECIAL o AWARD
-------------------	-------------------	-------------------	-----------------------

1st
o
AWARD

2st
o
AWARD

3rd
o
AWARD

SPECIAL
o
AWARD

DIVISION _____ CLASS NO. _____

VARIETY _____

CIRCLE
SIZE MIN. - S - M - ML - L - VL
CHEMICALLY TREATED YES NO
EXHIBITOR'S NO. _____
NAME _____
ADDRESS _____

Novice/Local Exhibitors:
Volunteers (4 to 6 people) assist with bloom
identification and proper display preparation



Day of the Show 7:30 AM to 10:30 AM Bloom Placement

After preparation, blooms in their cups, along with their entry cards, are delivered on trays to the intake table for identification and entry.



The Placement Team (4 to 8 members) organizes blooms on Judging Tables by Class in alphabetical order by variety name. Strict alpha order ensures judges can view all competitors in a group.



Placing Blooms

Proper Bloom Positioning

Tables Have Identification Markers

Blooms are placed on the tables in the following order:

1. Protected (Green, Orange, Purple, Lime Green Cards) or Unprotected (White, Yellow, Blue, Gold) Note: Some Classes have both Protected and Unprotected entries (Species, Sports, Seedlings, Trays of 5). There are signs posted to help locate where to place the bloom
2. Class (In Protected and Unprotected) : Japonica, Reticulata Hybrids, Non-Reticulata Hybrids, Tray of 3.
3. Variety By Name as listed in the Official Nomenclature in Strict Alphabetical Order. This means that the first letter of the name then the second letter of the name and so on.

M-i-s-t-e-r Bob goes before
M-r-s D.-W. Davis goes before
M-r-s D.-W. Davis Decanso goes before
M-r T-e-r-r-y Adams

This avoids the possibility that a bloom does not get Judged



Day of the Show 10:30 AM to 1:00 PM Judging Begins

1. Initial Judging Begins (Bloom Intake closes at 10:30 AM):

- 5-6 Teams of three judges are assigned selective classes to evaluate. Judges recuse themselves from evaluating a variety where their blooms are entered.
- Clerks (2 people per team) accompany the judges to mark cards for blooms awarded First, Second, and Third Best in their respective varieties.
- Judges also identify blooms for further Judging with a “Take me to the Head Table” card. These blooms are transported to the Contention Table by Runners (4-6 volunteers).





Clerking: A Key Task Part of the Judging Process





Once the Judges have voted, one clerk will punch a hole to indicate the Place awarded and the other clerk will put the appropriate color dot on the entry card.


1. Sometimes the Judges forget to mark the cards-Ask one of the Judges
2. Sometimes (very rare) the Judges may not award a First Place.

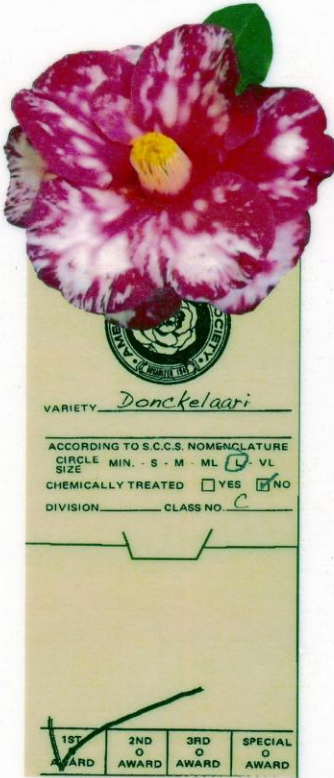
North Georgia Camellia Society

Thank you for clerking!

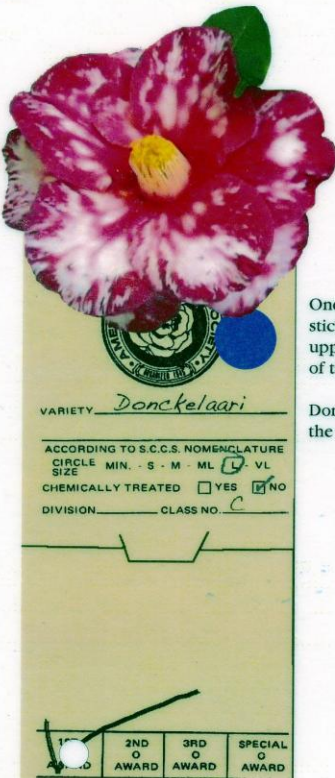
 FIRST PLACE

 SECOND PLACE

 THIRD PLACE



One clerk places sticker in the upper right area of the card.
Don't cover up the variety name.



One clerk punches.

If the judges didn't check any award, don't punch the card or apply a sticker. Don't hover over the judges. They may walk past some flowers and then return to them, so stay behind and don't crowd them.

If the judges leave a "Please Take to Head Table" card with the flower:

1. Punch the card;
2. Put the blue sticker on the card;
3. **THEN** raise your hand to call a runner to pick up the bloom and take it to the head table.
4. Leave the "Please Take to Head Table" card in the spot where the flower was originally.



Day of the Show 10:30 AM to 1:00 PM Judging Continues

Contention Table Judging:

- All judges convene to determine the best blooms by class. Each bloom is assigned an ID number by the Head Judge.
- Judges rank their top three preferences for each class, with points assigned as follows: 5 for First, 3 for Second, and 1 for Third. The totals determine the Best Bloom in each class.



The ballots are then tallied (4-6 Volunteers) to determine Best in each class. Runners (2-4 Volunteers) then take winning blooms to the Head Table.





Contention Table Process

Voting

1. Blooms are moved from the Judging Tables to the Contention Table via the Sizing Table.
2. Blooms are grouped by Class then Size by the Placement Team. Note Difference from 1st Judging i.e. Class then Variety.
3. The Blooms are Numbered
4. Judging Commences with All Judges
5. Each Judge Votes for 3 in each Size 1st Best, 2nd Best, 3rd Best then places their ballot in the ballot container.

106

AMERICAN CAMELLIA SOCIETY

VARIETY _____

ACCORDING TO S.C.C.S. NOMENCLATURE
CIRCLE SIZE MIN. - S - M - ML - L - VL

CHEMICALLY TREATED YES NO

DIVISION _____ CLASS NO. _____

106

1st o AWARD	2nd o AWARD	3rd o AWARD	SPECIAL o AWARD
-------------------	-------------------	-------------------	-----------------------



Tallying the Ballots

Higher Math Skills- sort of

1. Each Class will have a Tally Sheet and cup for the ballots on the Contention Table.
2. After Voting a member of the Tally Team will Sort the ballots by Bloom Number and Award Position

Rear
Counting

Bloom	1st Votes	2nd Votes	3rd Votes
106	+++		
Total Each	5	3	0
Bloom	1st Votes	2nd Votes	3rd Votes
125		+++	+++
Total Each	3	5	5
Bloom	1st Votes	2nd Votes	3rd Votes
Total Each			

3. Votes are tallied on the back of the form
4. Votes are then entered on the and votes calculated on the front.
5. The Sheet is initialed and placed in the cup in the cup for collection.

Do Not Discard the Ballots. Keep them in the cups and stack the completed cups

Front
Scoring

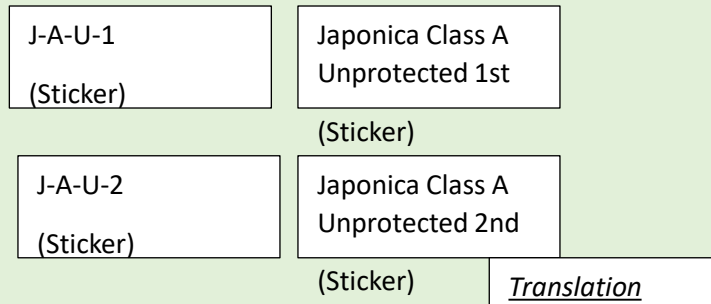
North Georgia Camellia Society, February 8, 2025							
Class A Japonicas							
Unprotected							
Large to Very Large							
1st Place, 5 Points per Vote		2nd Place, 3 Points per Vote		3rd Place, 1 Point per Vote			
Bloom Number	Votes	Points	Votes	Points	Votes	Points	Total Points
106	5	25	3	9	0	0	34
125	3	15	5	15	5	5	35



At the Awards Table

1. The Talley Sheet is Brought to the Awards Table
2. The Talley is Verified
3. The Winning Bloom has an ID label put on Entry Card
4. Bloom Placed on the Awards Table

	Classes		No. of Awards	Size 1
Japonicas	A	U	6	Large to Very Large
Winner				125 Lauren Tudor 106 Nuccio's Bella Rossa
Runner up				
Japonicas	B	P	6	Large to Very Large
Winner				
Runner up				





**Day of the Show
10:30 AM to 1:00 PM
Picking Best in Show**

One Last Judging

From all the Best in Class one is Judged
Best in Show



North Georgia Camellia Society



Saturday 1:00 PM – 5:00 PM
Sunday 10:00 AM – 5:00 PM
Open to the Public



- Answer Visitor Questions
- Plant Sales
- Camellia Demonstrations
- Membership Table



Sunday 5:01 PM Tear Down



- Discard Plant Material, Water And Cups
- Pack Up Show Supplies
- Clean Up Kitchen
- Pat Yourself on the Back



Saturday Show Staffing



These are all the tasks it takes we have on the day of the show. You can see that it takes a number of people to fill all the tasks. The schedule does allow that people can perform multiple tasks.

We hope you'll volunteer some of your time!



Parking and Lunches

We have arranged with the ABG for discounted parking fee. The fee is \$10 per day. Also, we have contracted thru the ABG for Lunches from Proof of the Pudding for \$25 each, you can purchase these through the North Georgia Camellia Society Website.

Go to www.northgeorgiacamelliasociety.org

Click the tab: 2025 Plants for Sale

Click "Shop All"

Click " 2025 Show Parking and Lunches" (Left Column)

Closing Date for Chaser Tickets and Lunches is January 26 at 5PM